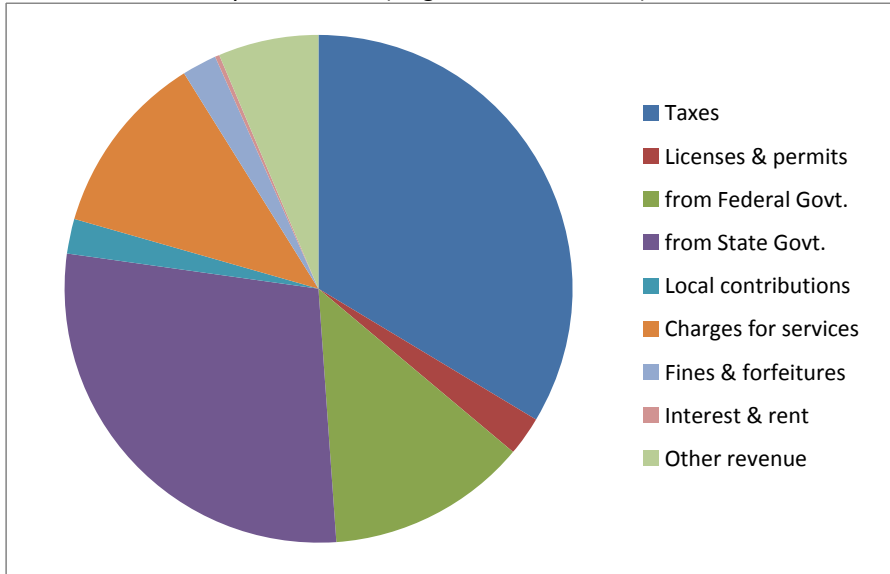


CITIZENS' GUIDE TO LOCAL UNIT FINANCES - Flint - Genesee

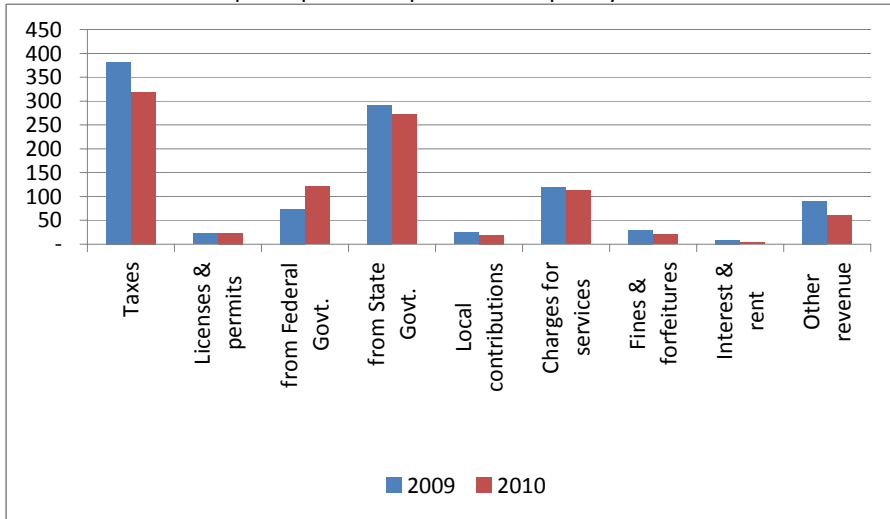
1. Where our money comes from (all governmental funds)



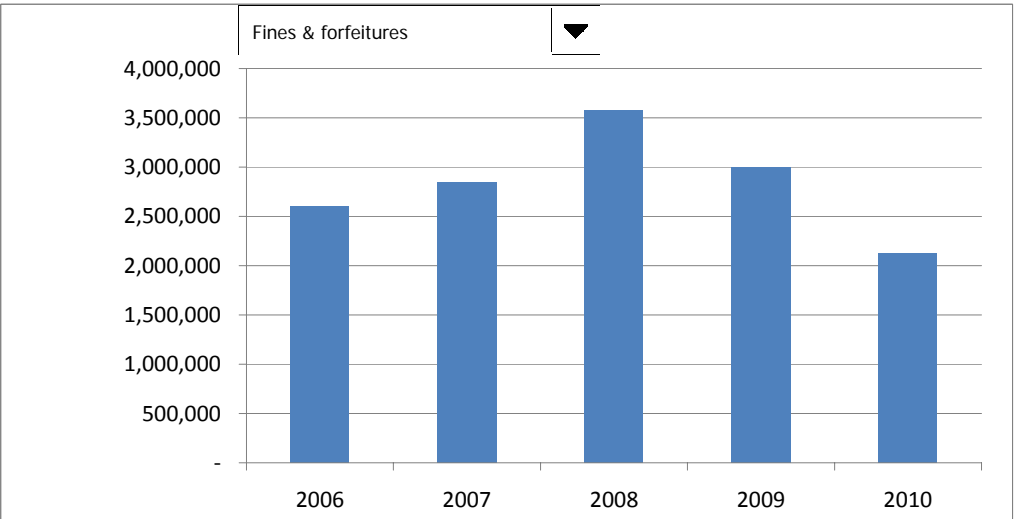
2. Compared to the prior year

	2009	2010	% change
Taxes	\$ 39,168,536	\$ 32,720,987	-16%
Licenses & permits	2,323,705	2,420,238	4%
from Federal Govt.	7,538,585	12,446,060	65%
from State Govt.	29,865,196	27,798,646	-7%
Local contributions	2,510,298	1,961,589	-22%
Charges for services	12,148,614	11,566,464	-5%
Fines & forfeitures	3,001,186	2,128,102	(0)
Interest & rent	908,678	370,632	(1)
Other revenue	9,265,806	6,099,355	-34%
Total	\$ 106,730,604	\$ 97,512,073	-9%

3. Revenue sources per capita - compared to the prior year



4. Historical trends of individual sources

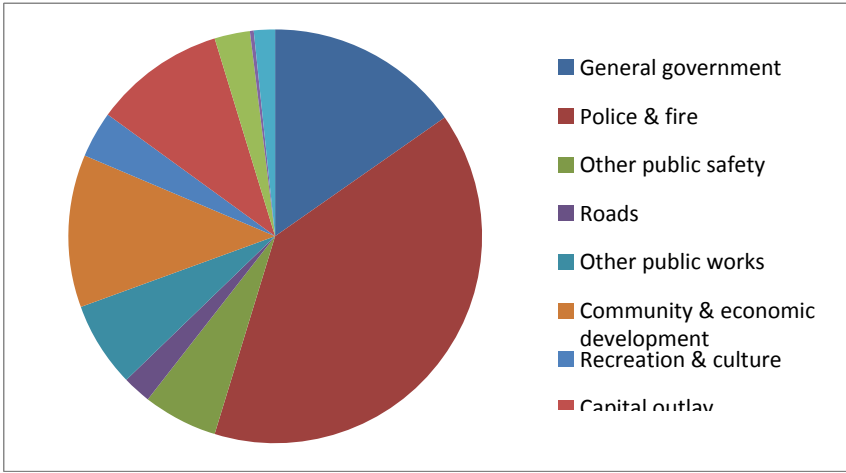


Commentary:

CITIZENS' GUIDE TO LOCAL UNIT FINANCES - Flint - Genesee

EXPENDITURES

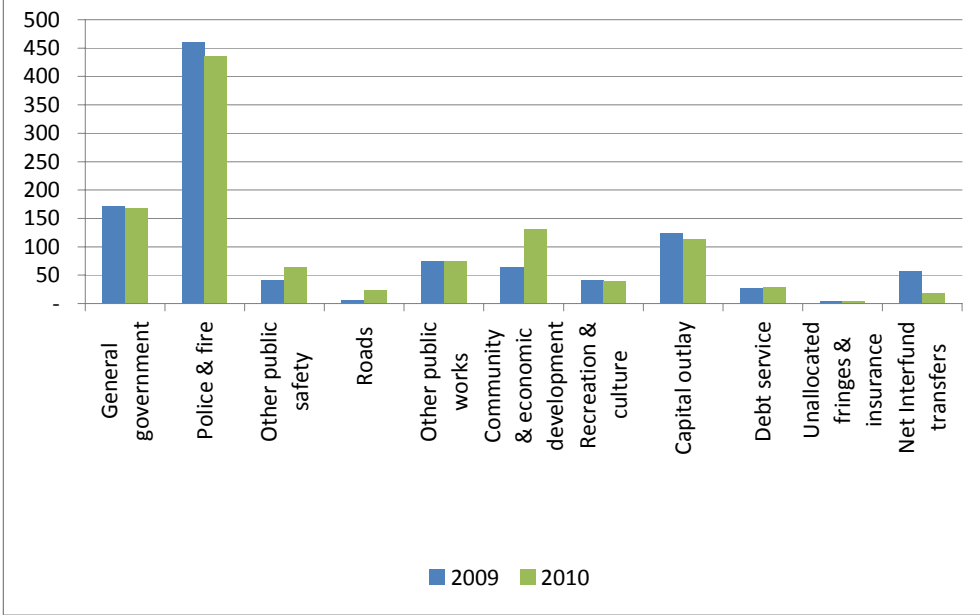
1. Where we spend our money (all governmental funds)



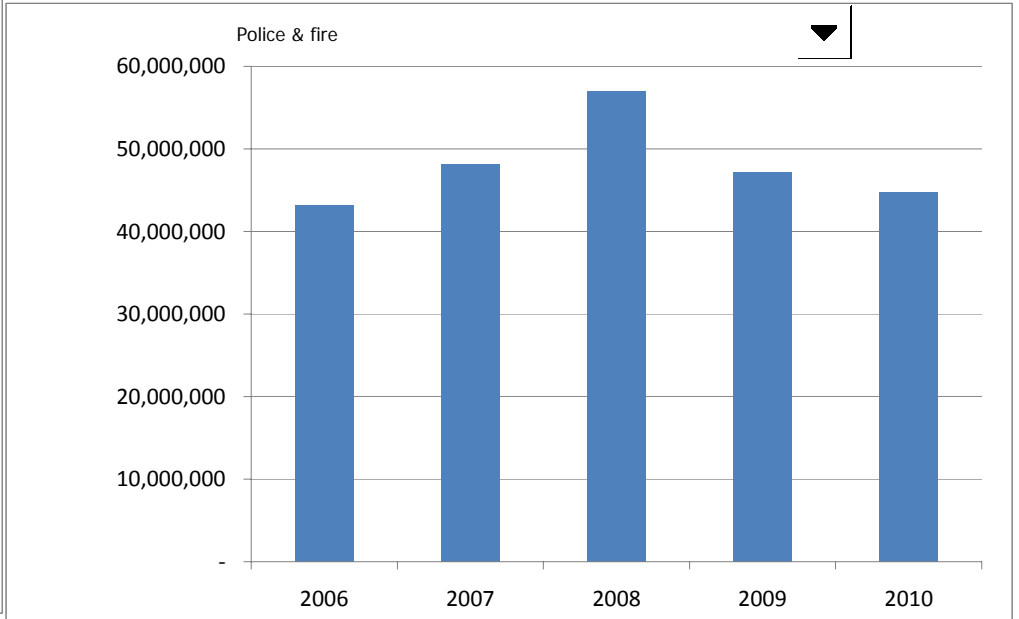
2. Compared to the prior year

	2009	2010	% change
General government	\$ 17,608,745	\$ 17,350,900	-1%
Police & fire	47,205,311	44,777,031	-5%
Other public safety	4,333,069	6,590,036	52%
Roads	631,160	2,501,368	296%
Other public works	7,665,593	7,686,145	0%
Health & welfare	-	-	n/a
Community & economic develop	6,577,436	13,434,085	104%
Recreation & culture	4,266,294	4,115,931	-4%
Capital outlay	12,723,258	11,709,521	-8%
Debt service	2,746,233	2,967,335	8%
Unallocated fringes & insurance	389,416	506,278	30%
Net Interfund transfers	5,960,578	1,835,652	-69%
total expenditures	\$ 110,107,093	\$ 113,474,282	3%

3. Spending per capita - compared to the prior year



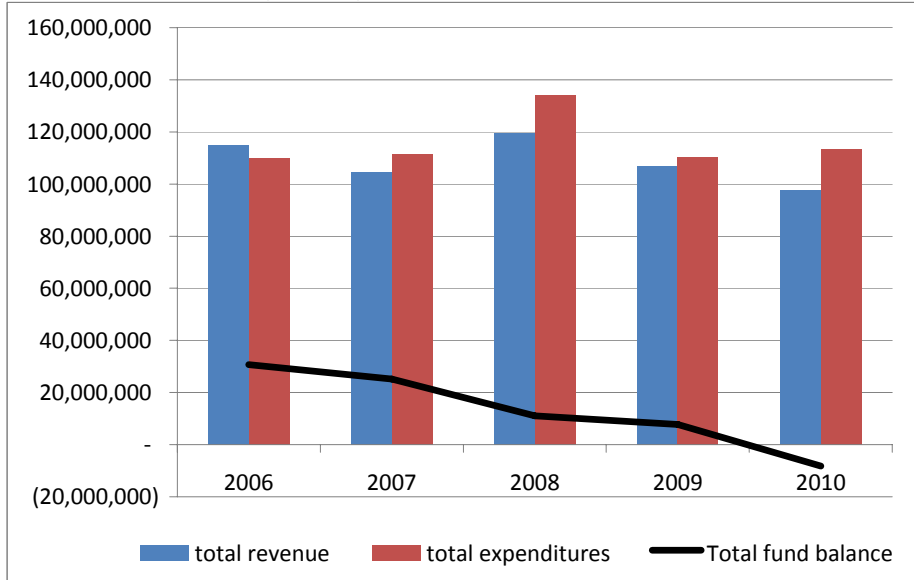
4. Historical trends of individual departments:



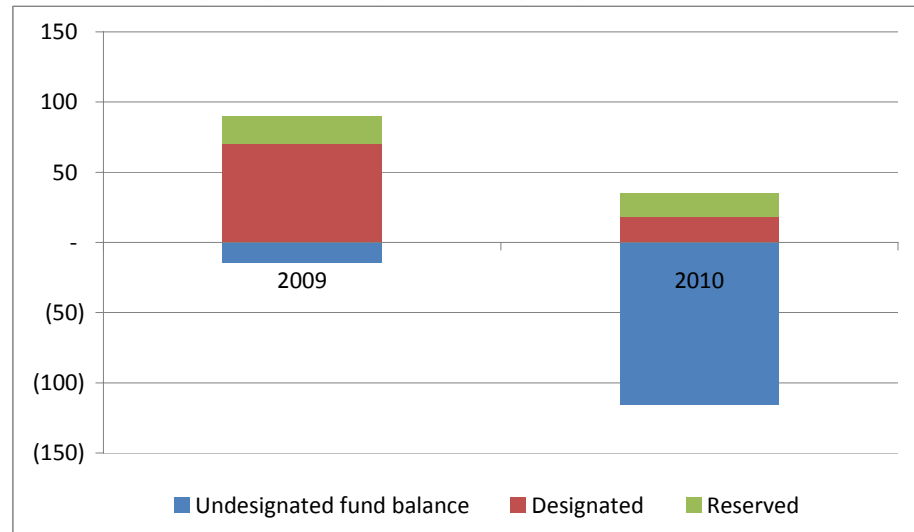
Commentary:

CITIZENS' GUIDE TO LOCAL UNIT FINANCES - Flint - Genesee

1. How have we managed our governmental fund resources (fund balance)?



3. Fund balance per capita - compared to the prior year

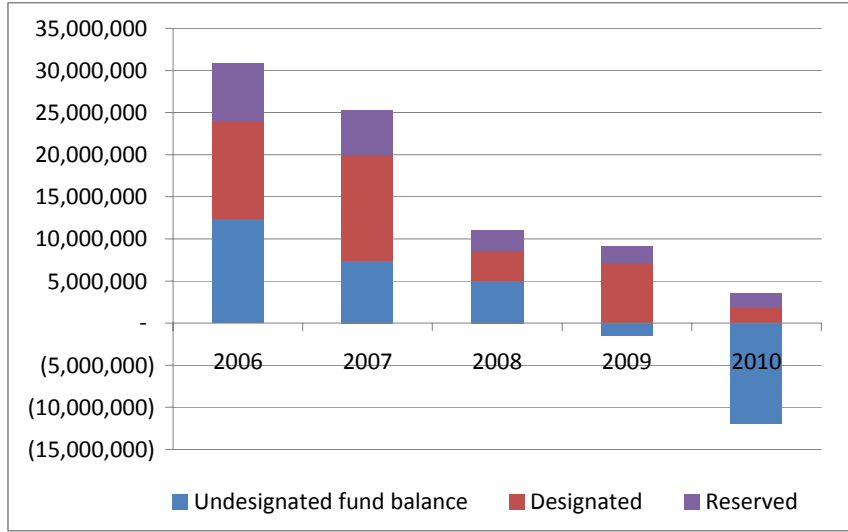


FINANCIAL POSITION

2. Compared to the prior year

	2009	2010	% change
Revenue	106,730,604	97,512,073	-9%
Expenditures	110,107,093	113,474,282	3%
Surplus (shortfall)	(3,376,489)	(15,962,209)	373%
Fund balance, by component:			
Reserved	2,021,691	1,749,242	-13%
Designated	7,190,250	1,872,197	-74%
Undesignated	(1,481,251)	(11,851,965)	700%
total fund balance	7,730,690	(8,230,526)	-206%

4. Historical trends of individual components

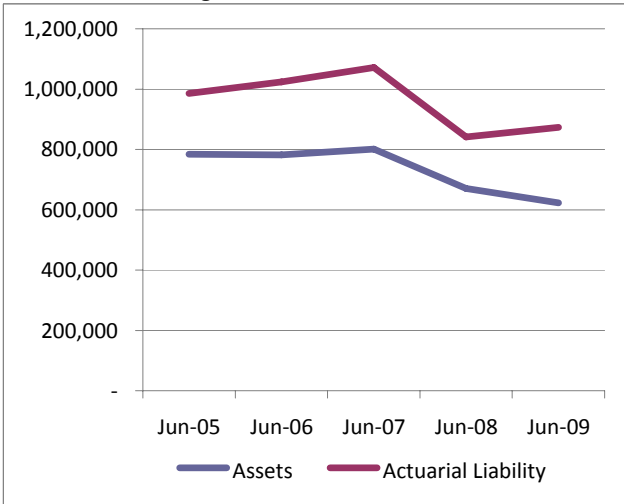


Commentary:

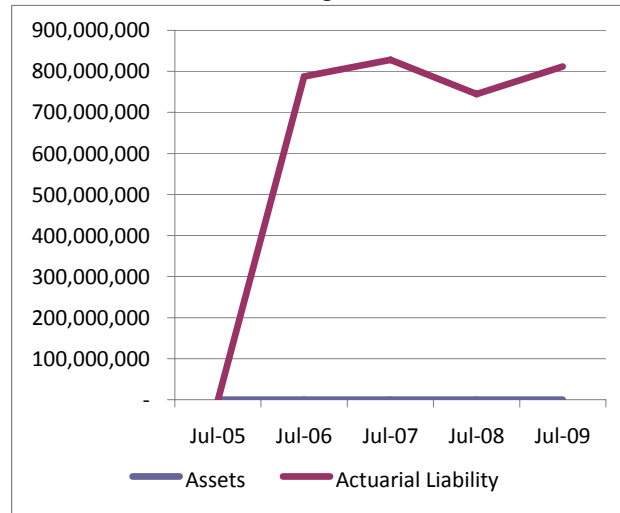
CITIZENS' GUIDE TO LOCAL UNIT FINANCES - Flint - Genesee

OTHER LONG TERM OBLIGATIONS

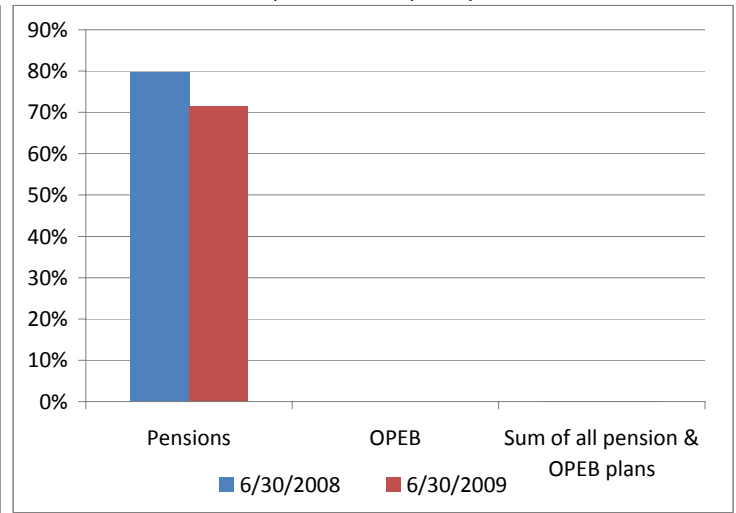
1. Pension funding status



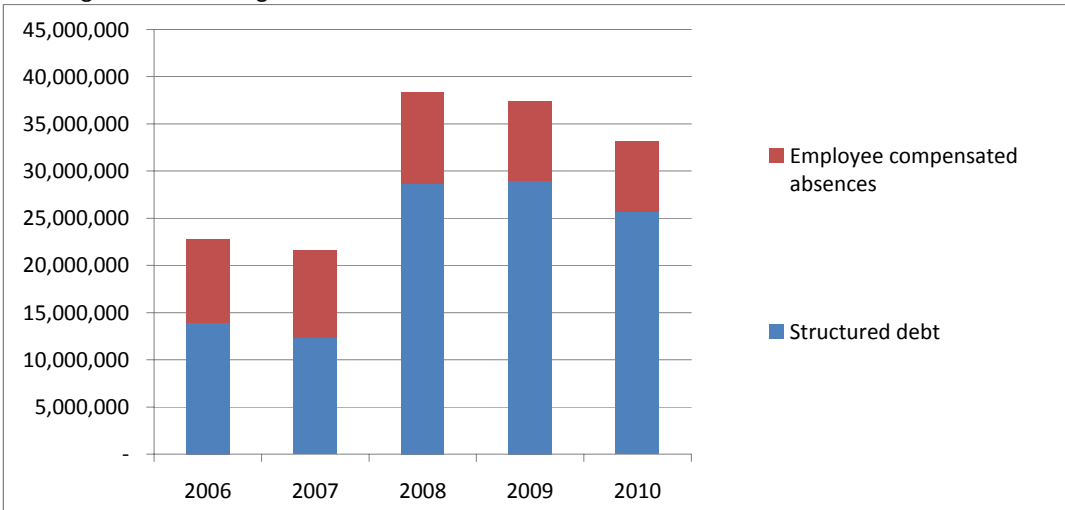
2. Retiree Health care funding status



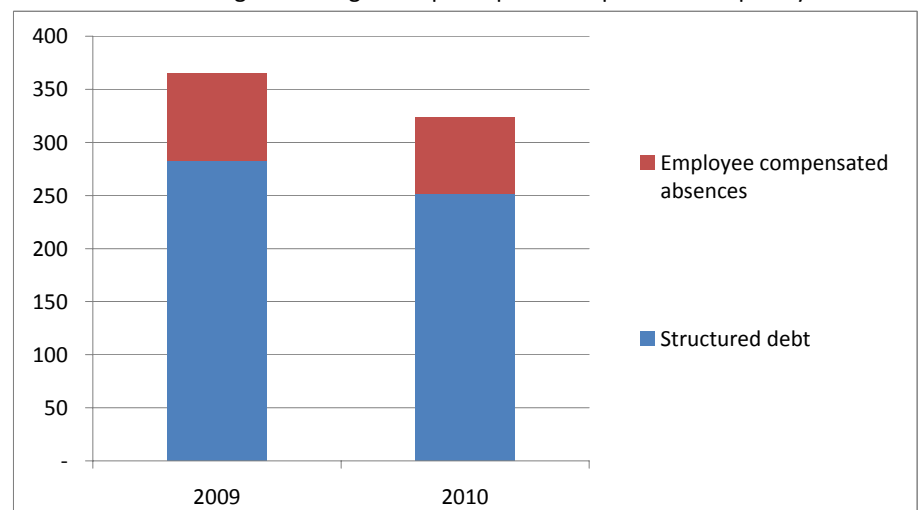
3. Percent funded - compared to the prior year



4. Long Term Debt obligations:



5. Debt & other long term obligations per capita - compared to the prior year



Commentary: